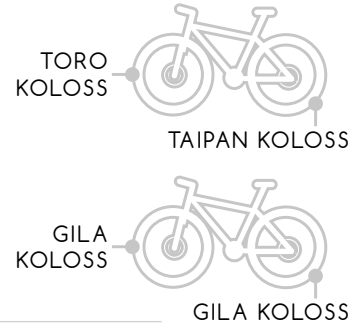


## DIMENSIONS

27.5 x 2.60 / 2.80  
29 x 2.60



## POSSIBLE COMBO



## CONCEPTS

TUBETYPE

TUBELESS  
READY



EBIKE  
COMPATIBLE

EBIKE-50

REF. : P. 75

TORO  
KOLOSS



From  
1050 GR

TAIPAN  
KOLOSS



From  
1000 GR

GILA  
KOLOSS

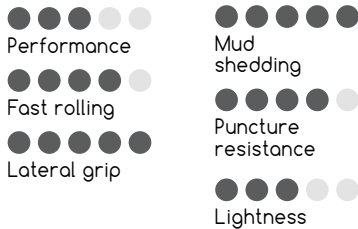


From  
1050 GR

## TERRAINS

ROCKY - WET - MUDDY

## SPECIFICATIONS



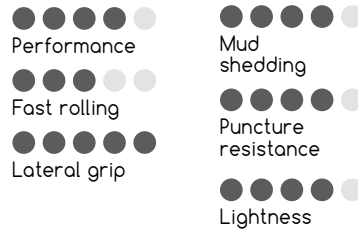
## STRENGTHS

- A 2.80 section optimised for a responsive «Plus» Enduro/ E-Bike use
- SpiderTech® construction for resistance to punctures and steering precision
- A bi-compound construction only on tubeless ready
- A profile developed from the excellent Toro for lateral grip and braking

## TERRAINS

MIXED - ROCKY

## SPECIFICATIONS



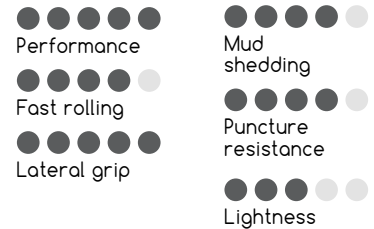
## STRENGTHS

- A 2.80 section optimised for a versatile "Plus" Enduro/E-Bike use
- SpiderTech® construction for resistance to punctures and steering precision
- A bi-compound construction only on tubeless ready
- A profile developed from the Taipan ideal at the rear for ridability and performance

## TERRAINS

DRY - MIXED - ROCKY

## SPECIFICATIONS



## STRENGTHS

- A 2.60 section optimised for a responsive «Plus» Enduro/ E-Bike use
- SpiderTech® construction for resistance to punctures and steering precision
- Gila is the most versatile product in Koloss range, he ensure grip and performance on all terrains
- A bi-compound construction only on tubeless ready

E-BIKE



## ADVICE FROM A PRO: Joël BALEZ - R&D ENGINEER HUTCHINSON TIRES

« A new trend is not just adapting what already exists. As every detail is important, we took the time to develop the "Plus" ideal tire. This is why the KOLOSS range is the result of HUTCHINSON's MTB breakthroughs. We wanted to find the perfect marriage between right profiles, appropriate section and proper construction. It is a done deal. The KOLOSS range is dynamic, solid and adapted to preferred usage. In line with our DNA. »



## CONCEPTS & REINFORCEMENTS

E-BIKE

### E-BIKE

COMPATIBLE

In addition to dedicated E-Bike tires, we have selected a range of «E-Bike compatible» tires. With a wider width, optimized casing reinforcements or compound, they will provide the robustness and performance required to ride a heavier and faster e-bike.

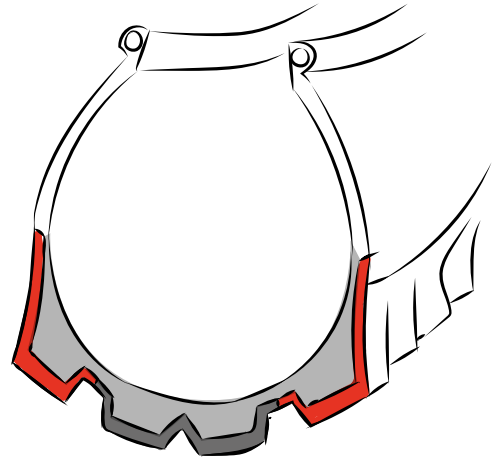
### eBIKE-50

The new EBIKE 50 concept includes offering ECE-R75-certified tires. The ECE-R75 is a certification allowing tires to reach a speed of 50 km/h. Our ECE-R75-certified products have a sticker with the EBIKE 50 logo as well as mark directly on the ECE-R75 tire. Since the number of electric bikes is increasing, as manufacturers we have to be able to offer suitable products.

**RR GRAVITY**  
**RACE RIPOST®**

- Structure compound  
65 Sha
- Side compound  
39 Sha/Rebond 40%
- Central compound  
50 Sha/Rebond 50%

Race Ripost END / Gravity is dedicated to challenging practice but keeps rolling capacities. It's thicker than the RRC XC. It is softer and it reacts slower to enhance deformation and grip. It's the perfect combination between tri-compound and Hardskin reinforcement.



**INFINITY**

**DESCRIPTION**

Urban tire designed for occasional/leisure use.

**BENEFITS**

This technology favours accessibility, resistance and yield.



**SPIDER TECH**

**66 TPI**

The Spider Tech construction was developed specifically for our tires in 27.5 and 29 «plus» Koloss. Sidewalls are more rigid thanks to their double thickness casing. The risks of tires coming off the rim and torn are minimized. The contact surface with the ground is more flexible, lighter, and it better answers to steering requests. To secure the whole, an anti-puncture reinforcement has been inserted under the tread.





# EBIKE



**TORO  
KOLOSS**  
P.58



**TAIPAN  
KOLOSS**  
P.58



**GILA  
KOLOSS**  
P.58



**GRIFFUS**  
P.59



**HAUSSMANN**  
P.60



**REPUBLIC**  
P.61

 | **HUTCHINSON**®



# E-BIKE

MADE IN FRANCE	PRODUCT NAME	USE	DIMENSIONS	ETRTO	TECHNOLOGY	FB / WB	REINFORCEMENT	COMPOUND	COLOR	TPI	WEIGHT (G) +/-7%	ITEM CODE	PAGE
	TAIPAN KOLOSS ECE-R75	ENDURO / E-BIKE	27.5 x 2,60	66-584	Tubeless Ready ECE R75	FB	Spidertech	Bi-compound	Black	66	1000	PV703692	58
	TAIPAN KOLOSS	ENDURO / E-BIKE	27.5 x 2,60	66-584	Tubetype	WB	-	Mono-compound	Black	33	970	PV702995	58
	TAIPAN KOLOSS ECE-R75	ENDURO / E-BIKE	27.5 x 2,80	70-584	Tubeless Ready	FB	Spidertech	Bi-compound	Black	66	1050	PV703712	58
	TAIPAN KOLOSS	ENDURO / E-BIKE	27.5 x 2,80	70-584	Tubetype	WB	Hardskin	Bi-compound	Black	33	1100	PV701615	58
	TORO KOLOSS ECE-R75	ENDURO / E-BIKE	27.5 x 2,60	66-584	Tubeless Ready ECE R75	FB	Spidertech	Bi-compound	Black	66	1000	PV703702	58
	TORO KOLOSS	ENDURO / E-BIKE	27.5 x 2,60	66-584	Tubetype	WB	-	Mono-compound	Black	33	970	PV702895	58
	TORO KOLOSS ECE-R75	ENDURO / E-BIKE	27.5 x 2,80	70-584	Tubeless Ready	FB	Spidertech	Bi-compound	Black	66	1050	PV703722	58
	TORO KOLOSS	ENDURO / E-BIKE	27.5 x 2,80	70-584	Tubetype	WB	Hardskin	Bi-compound	Black	33	1150	PV701635	58
	GILA KOLOSS ECE-R75	ENDURO / E-BIKE	27.5 x 2,60	66-584	Tubeless Ready ECE R75	FB	Spidertech	Bi-compound	Black	66	1000	PV703022	58
	GILA KOLOSS	ENDURO / E-BIKE	27.5 x 2,60	66-584	Tubetype	WB	-	Mono-compound	Black	33	970	PV703015	58
	TORO KOLOSS	ENDURO / E-BIKE	29 x 2,60	66-622	Tubetype	WB	-	Mono-compound	Black	33	1135	PV703485	58
	TORO KOLOSS ECE-R75	ENDURO / E-BIKE	29 x 2,60	66-622	Tubeless Ready ECE R75	FB	Spidertech	Bi-compound	Black	66	1030	PV703492	58
	GILA KOLOSS	ENDURO / E-BIKE	29 x 2,60	66-622	Tubetype	WB	-	Mono-compound	Black	33	1170	PV703525	58
	GILA KOLOSS ECE-R75	ENDURO / E-BIKE	29 x 2,60	66-622	Tubeless Ready ECE R75	FB	Spidertech	Bi-compound	Black	66	1080	PV703532	58
	TAIPAN KOLOSS	ENDURO / E-BIKE	29 x 2,60	66-622	Tubetype	WB	-	Mono-compound	Black	33	970	PV703505	58
	TAIPAN KOLOSS ECE-R75	ENDURO / E-BIKE	29 x 2,60	66-622	Tubeless Ready ECE R75	FB	Spidertech	Bi-compound	Black	66	870	PV703512	58
FR	GRIFFUS RLAB 2x66 eBike	E-BIKE	27.5 x 2,50	58-584	Tubeless Ready	FB	-	RR e-Bike	Black	2x66	1200	PV529542	59
FR	GRIFFUS RLAB 2x66 eBike	E-BIKE	29 x 2,50	58-622	Tubeless Ready	FB	-	RR e-Bike	Black	2x66	1200	PV529552	59
	HAUSSMANN Infinity	E-BIKE	26 x 1,75	47-559	Tubetype	WB	Infinity	Mono-compound	Black	66	1070	PV703315	60
	HAUSSMANN Infinity	E-BIKE	27.5 x 1,75	47-584	Tubetype	WB	Infinity	Mono-compound	Black	66	1150	PV703335	60
	HAUSSMANN Infinity	E-BIKE	700 x 37	37-622	Tubetype	WB	Infinity	Mono-compound	Black	66	990	PV703345	60
	HAUSSMANN Infinity	E-BIKE	700 x 40	40-622	Tubetype	WB	Infinity	Mono-compound	Black	66	850	PV703355	60
	HAUSSMANN Infinity	E-BIKE	700 x 50	50-622	Tubetype	WB	Infinity	Mono-compound	Black	66	1130	PV703365	60
	HAUSSMANN Infinity	E-BIKE	26 x 2,40	57-559	Tubetype	WB	Infinity	Mono-compound	Black	66	1230	PV703375	60
	HAUSSMANN Infinity	E-BIKE	27.5 x 2,40	57-584	Tubetype	WB	Infinity	Mono-compound	Black	66	1320	PV703385	60
	HAUSSMANN Infinity	E-BIKE	29 x 2,40	57-622	Tubetype	WB	Infinity	Mono-compound	Black	66	1350	PV703395	60
	REPUBLIC Infinity	E-BIKE	26 x 1,75	47-559	Tubetype	WB	Infinity	Mono-compound	Black	66	1170	PV703225	61

# E-BIKE

PRODUCT NAME	USE	DIMENSIONS	ETRTO	TECHNOLOGY	FB / WB	REINFORCEMENT	COMPOUND	COLOR	TPI	WEIGHT (G) +/-7%	ITEM CODE	PAGE
REPUBLIC Infinity	E-BIKE	26 x 2,00	50-559	Tubetype	WB	Infinity	Mono-compound	Black	66	1211	PV703235	61
REPUBLIC Infinity	E-BIKE	27.5 x 1,75	47-584	Tubetype	WB	Infinity	Mono-compound	Black	66	1250	PV703245	61
REPUBLIC Infinity	E-BIKE	700 x 37	37-622	Tubetype	WB	Infinity	Mono-compound	Black	66	1015	PV703255	61
REPUBLIC Infinity	E-BIKE	700 x 40	40-622	Tubetype	WB	Infinity	Mono-compound	Black	66	1240	PV703265	61
REPUBLIC Infinity	E-BIKE	700 x 50	50-622	Tubetype	WB	Infinity	Mono-compound	Black	66	1390	PV703275	61
REPUBLIC Infinity	E-BIKE	26 x 2,40	57-559	Tubetype	WB	Infinity	Mono-compound	Black	66	1460	PV703285	61
REPUBLIC Infinity	E-BIKE	27.5 x 2,40	57-584	Tubetype	WB	Infinity	Mono-compound	Black	66	1500	PV703295	61
REPUBLIC Infinity	E-BIKE	29 x 2,40	57-622	Tubetype	WB	Infinity	Mono-compound	Black	66	1570	PV703305	61